

First half key figures 2007

Key figures – first half 2007

CHF million	2007	2006	% change
Order intake	1 168	983	+18.8%
Net sales	1 224	1 040	+17.7%
Order book	568	472	+20.4%
Operating result before depreciation and amortisation (EBITDA)	121	82	+48.2%
as % of net sales	9.9%	7.8%	
Operating result (EBIT)	94	56	+66.4%
as % of net sales	7.6%	5.4%	
Net result	68	38	+78.2%
as % of net sales	5.5%	3.7%	

Order intake – first half 2007

CHF million	2007	2006	% change
Kuhn Group	385	334	+15.1%
Bucher Municipal	289	273	+5.7%
Bucher Process	87	77	+11.9%
Bucher Hydraulics	201	155	+29.7%
Emhart Glass	207	143	+44.8%
Bucher Industries	1 168	983	+18.8%

Net sales – first half 2007

CHF million	2007	2006	% change
Kuhn Group	497	451	+10.3%
Bucher Municipal	261	255	+2.4%
Bucher Process	63	57	+11.2%
Bucher Hydraulics	192	152	+26.6%
Emhart Glass	213	130	+63.5%
Bucher Industries	1 224	1 040	+17.7%

Order book – first half 2007

CHF million	2007	2006	% change
Kuhn Group	104	67	+54.8%
Bucher Municipal	160	146	+9.0%
Bucher Process	64	48	+32.2%
Bucher Hydraulics	71	51	+38.7%
Emhart Glass	170	159	+6.8%
Bucher Industries	568	472	+20.4%

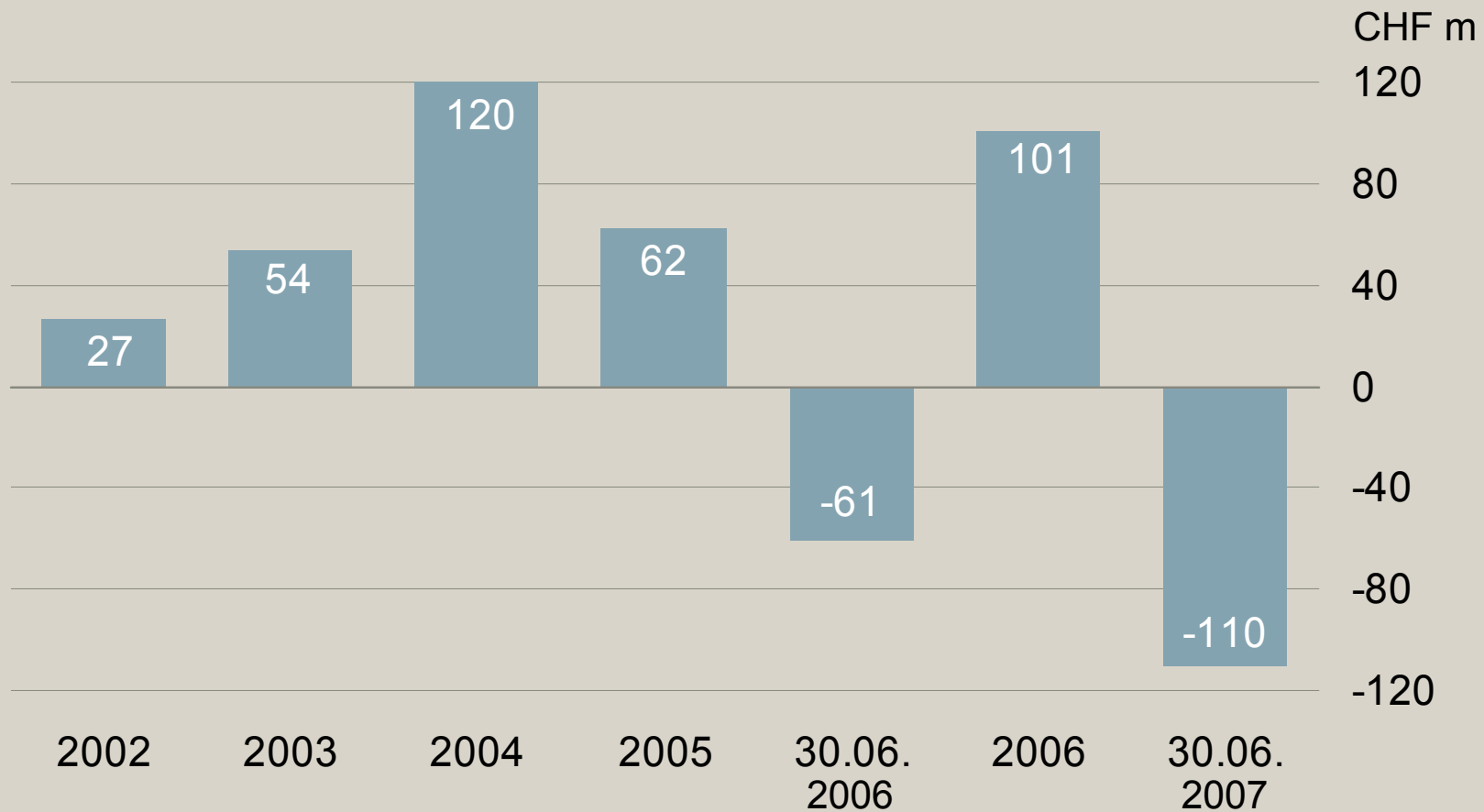
Result by divisions – first half 2007

CHF million	2007		2006	
	EBIT	EBIT-Margin	EBIT	EBIT-Margin
Kuhn Group	46	9.1%	25	5.5%
Bucher Municipal	14	5.5%	15	5.7%
Bucher Process	2	3.2%	2	3.5%
Bucher Hydraulics	28	14.5%	16	10.7%
Emhart Glass	14	6.8%	7	5.0%
Other / consolidation	-10		-9	
Bucher Industries	94	7.6%	56	5.4%

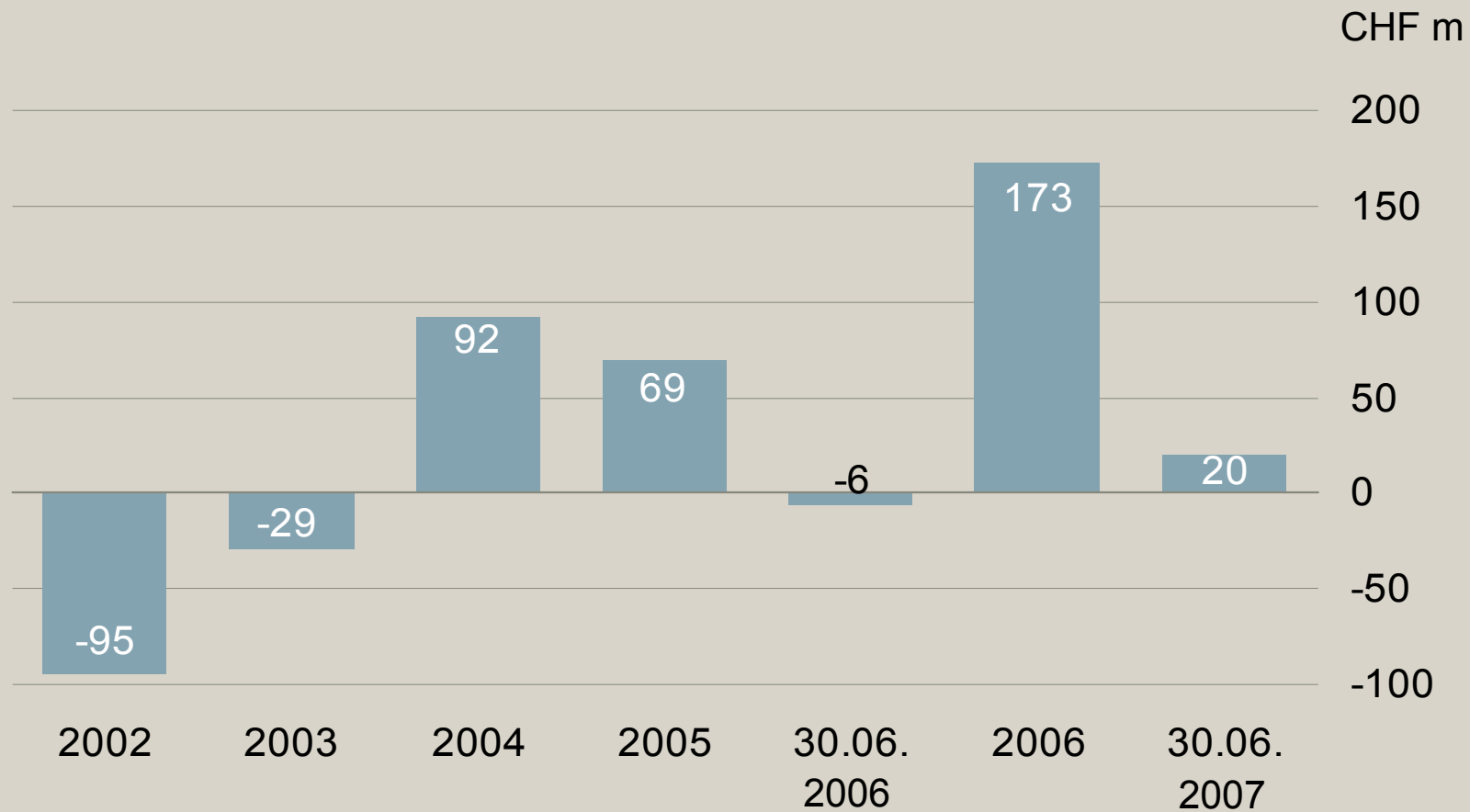
Consolidated income statement – first half 2007

CHF million	2007	2006	% change
Operating result (EBITDA)	121	82	+48.2%
Depreciation and amortisation	-27	-25	+7.9%
Operating result (EBIT)	94	56	+66.4%
Financial result	6	3	+93.3%
Income taxes	-31	-21	+48.8%
Net result	68	38	+78.2%
Earnings per share in CHF	6.83	3.84	+77.9%

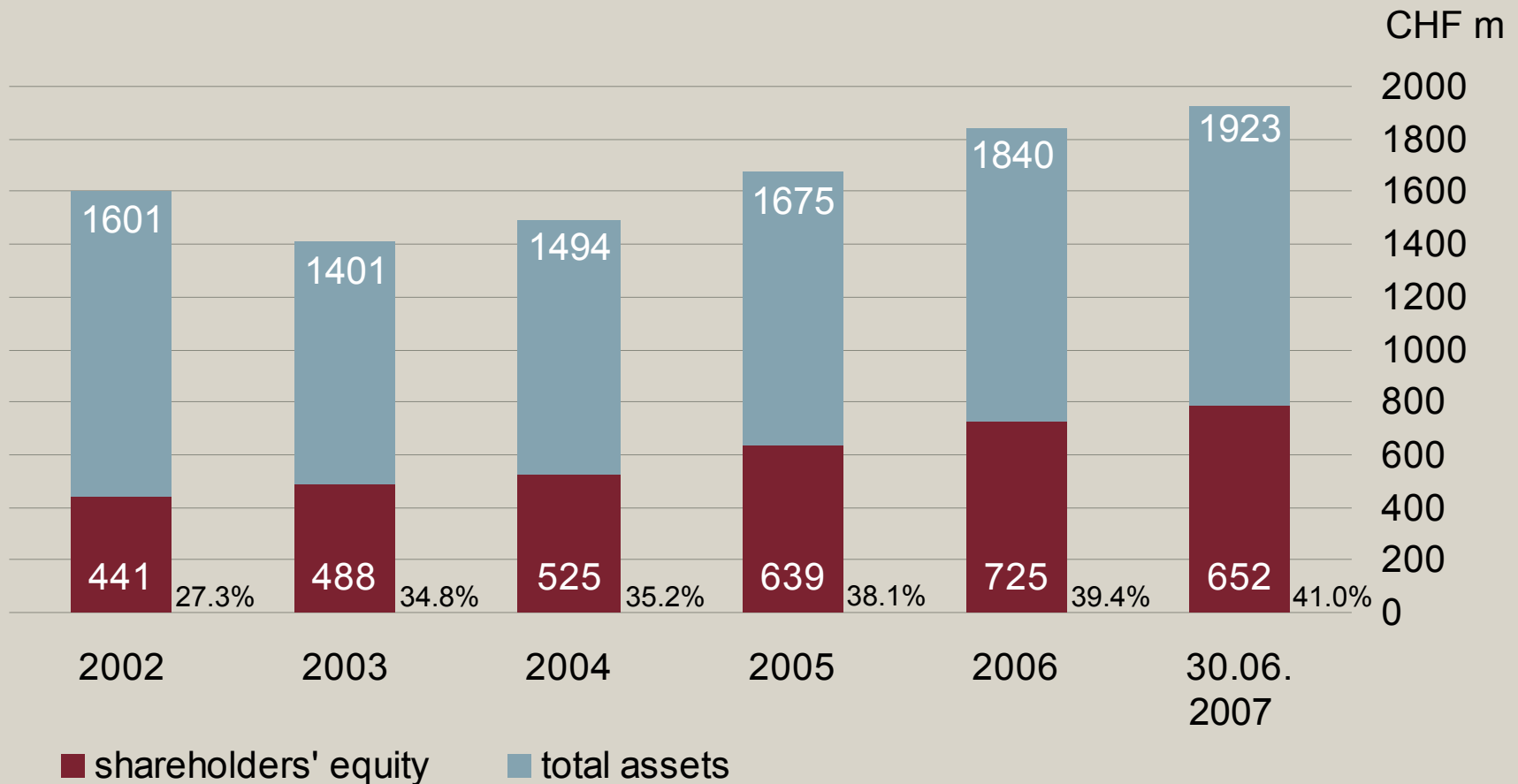
Operating free cash flow



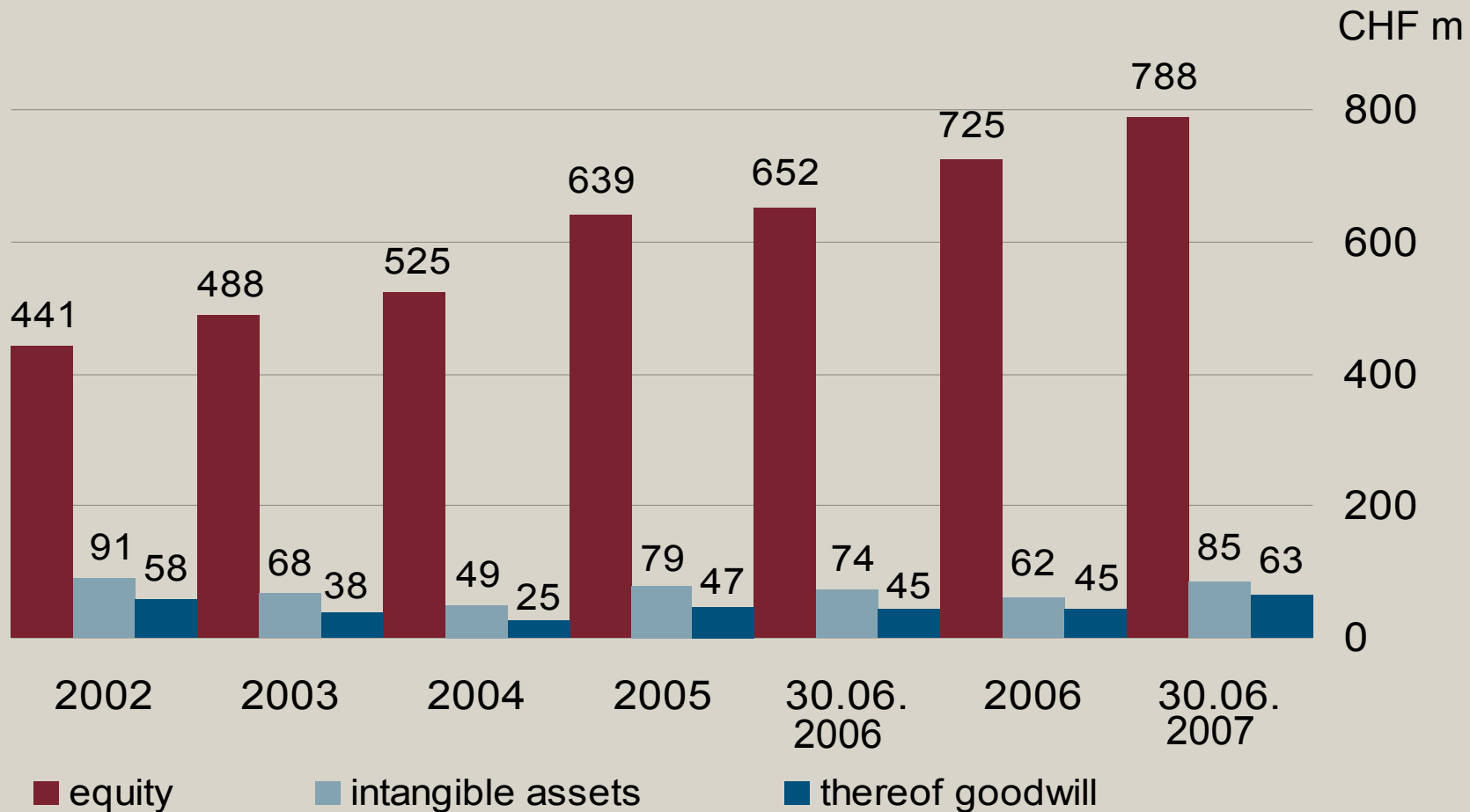
Net cash / net debt



Shareholders' equity and total assets



Shareholders' equity / intangible assets



Shareholders' equity and market capitalization

